

Equipment List

PHOENIX

320 S 19th Ave
 Phoenix, AZ 85009
 (602) 253-3311

TUCSON

4360 E Tennessee St
 Tucson, AZ 85714
 (520) 352-3311

EI PASO

3540 Lee Blvd
 El Paso, TX 79936
 (915) 855-7100

LOS ANGELES

14511 Industry Circle
 La Mirada, CA 90638
 (714) 994-8728
 (866) 270-9960

SAN BERNARDINO

221 S D Street
 San Bernardino, CA 92401
 (909) 381-0244
 (800) 964-9306

SAN DIEGO

15303 Olde Hwy 80
 El Cajon, CA 92021
 (619) 441-3330
 (800) 321-5285



Trench Boxes

Size	Weight	Size	Weight
4' x 8' x 4"	2,250 lbs	8' x 10' x 4"	5,090 lbs
4' x 10' x 4"	2,850 lbs	8' x 12' x 4"	6,000 lbs
4' x 12' x 4"	3,380 lbs	8' x 16' x 4"	7,154 lbs
4' x 16' x 4"	4,130 lbs	8' x 20' x 4"	8,920 lbs
4' x 20' x 4"	4,970 lbs	8' x 24' x 4"	11,420 lbs
4' x 24' x 4"	5,665 lbs	8' x 24' x 6"	12,290 lbs
4' x 28' x 4"	6,720 lbs	8' x 28' x 6"	12,320 lbs
4' x 32' x 4"	10,750 lbs	8' x 32' x 8"	20,224 lbs
6' x 10' x 4"	4,120 lbs	10' x 10' x 4"	6,268 lbs
6' x 12' x 4"	4,790 lbs	10' x 12' x 4"	7,432 lbs
6' x 16' x 4"	5,970 lbs	10' x 16' x 4"	9,040 lbs
6' x 20' x 4"	7,220 lbs	10' x 20' x 4"	10,890 lbs
6' x 24' x 4"	7,896 lbs	10' x 24' x 6"	13,912 lbs
6' x 24' x 6"	11,394 lbs	10' x 28' x 6"	16,800 lbs
8' x 8' x 4"	2,990 lbs	10' x 32' x 8"	25,289 lbs

Pipe Spreader - 41 lbs per ft

8' Boxes have a pipe clearance of 60" Min - 66" Max
 10' Boxes have a pipe clearance of 69" Min - 85" Max

Aluminum Steel Frame Trench Boxes

Size	Weight	Size	Weight
4' x 8'	1,262 lbs	6' x 12'	2,082 lbs
4' x 10'	1,481 lbs	6' x 16'	2,476 lbs
4' x 12'	1,610 lbs	8' x 18'	1,848 lbs
4' x 14'	1,893 lbs	8' x 10'	2,169 lbs
4' x 16'	2,020 lbs	8' x 12'	2,476 lbs
6' x 6'	1,563 lbs	8' x 14'	2,792 lbs
6' x 8'	1,563 lbs	8' x 16'	3,200 lbs
6' x 10'	1,823 lbs		



Sifter Screen Box



1" screens
 2" screens
 3" screens
 4" screens
 6" screens

Pipe Plugs

Single Test	Variable Test
4", 6", 8"	4" - 6"
10" & 12"	6" - 10"
	8" - 12"
	12" - 18"
	15" - 30"
	18" - 24"
	20" - 36"
	24" - 48"
	36" - 60"



Steel Crossing Plates

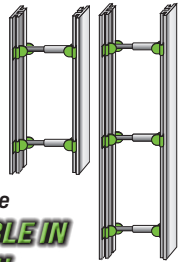
Size	Weight	Size	Weight
4' x 6'	984 lbs	8' x 6'	2,734 lbs
4' x 8'	1,312 lbs	8' x 10'	3,280 lbs
4' x 10'	1,640 lbs	8' x 12'	3,936 lbs
5' x 8'	1,640 lbs	8' x 15'	4,920 lbs
5' x 10'	2,050 lbs	8' x 16'	5,228 lbs
5' x 12'	2,460 lbs	8' x 20' x 1"	6,539 lbs
6' x 10'	2,450 lbs	6' x 20' x 1 1/2"	9,802 lbs
6' x 12'	2,952 lbs		

8" x 10" Track Out Plates

36" Manhole Covers

Hydraulic Shoring

Rail Sizes	Cylinder Sizes	Extensions
2'	17" - 27" Yellow	#1 - 76" - 112"
3.5'	22" - 36" Red	#2 - 94" - 130"
5'	28" - 46" Green	#3 - 108" - 143"
7'	34" - 55" Blue	
9'	42" - 69" Brown	
12'	52" - 88" Black	
16'		
20'		



Extensions available up to 15' wide

SHORE-MAT PANELS AVAILABLE IN 4' x 8', 4' x 6', and 4' x 4'

VIEW TAB DATA



Shoring

SCAN HERE

High Clearance Shores



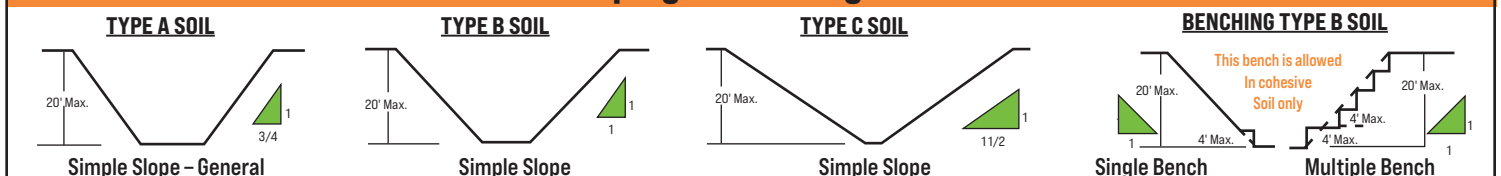
Rail Sizes	Cylinder Sizes
8'	28" - 46"
10'	40" - 67"
12'	52" - 88"
	76" - 112"
	94" - 130"
	108" - 144"

End Shores

Rail Sizes	Cylinder Sizes
2'	17" - 27"
4'	34" - 55"
6'	52" - 88"
8'	76" - 112"
	108" - 144"



OSHA Sloping & Benching Standards



Equipment List

PHOENIX

320 S 19th Ave
Phoenix, AZ 85009
(602) 253-3311

TUCSON

4360 E Tennessee St
Tucson, AZ 85714
(520) 352-3311

EI PASO

3540 Lee Blvd
El Paso, TX 79936
(915) 855-7100

LOS ANGELES

14511 Industry Circle
La Mirada, CA 90638
(714) 994-8728
(866) 270-9960

SAN BERNARDINO

221 S D Street
San Bernardino, CA 92401
(909) 381-0244
(800) 964-9306

SAN DIEGO

15303 Olde Hwy 80
El Cajon, CA 92021
(619) 441-3330
(800) 321-5285

Manhole Boxes

2 SIDED BOXES



Size	Weight
4' x 8'	4,631 lbs
8' x 8'	6,992 lbs
8' x 10'	8,914 lbs
10' x 8'	8,914 lbs

4 SIDED BOXES



Size	Weight
4' x 8' x 8'	2,863 lbs
4' x 10' x 10'	3,100 lbs
8' x 8' x 8'	6,636 lbs
8' x 10' x 10'	7,392 lbs

8' x 8' and 10' x 8' boxes are high clearance and are rated for over 30' of depth in C-60 soil

Deflection Gauges



4", 6", 8", 10", 12", 15", 18", 24" and 32"

Pipe Laser



Tie off Blocks



Gas Monitors



Confined Space Equipment

Gas Monitor	8"	A/C Blower
Tripod System	8"	D/C Blower
	12"	A/C Blower
	12"	D/C Blower



Confined Space Training

Competent Person Training for Excavation Awareness and Confined Space. Contact our office to set up your training classes.

Classes are available in English and Spanish.

Build-A-Box

From 3' x 3' to 12' x 12'
Available in 2, 3, or 4 sided boxes

Panel Sizes

3" x 2' x 3'	3" x 2' x 7'
3" x 2' x 4'	3" x 2' x 8'
3" x 2' x 5'	3" x 2' x 10'
3" x 2' x 6'	3" x 2' x 12'




VIEW TAB DATA



Build-A-Box

SCAN HERE

Trench Bridge



4' Bridge
6' Bridge
8' Bridge
10' Bridge
12' Bridge
16' Bridge
20' Bridge

Bedding Boxes

5 Yard
7 Yard
9 Yard
12 Yard



Leak Locator Kit



Barrier Wall



Pipe Puller



Davit Arm



Cold Mix



1-Ton Box | 60 lb Bag

Slide Rail Systems

The 1st Company on the West Coast to Carry Slide Rail Systems



We offer multiple configurations including:

- Pit System
- Pipeline System
- Triple System

TEN COMMANDMENTS OF TRENCHING

1. A competent person must inspect the trench prior to the start of work and prior to employee entrance.
2. A proper protective system must exist at 5 feet or more in depth.
3. Spoils must be at least 2 ft from edge of trench.
4. Ladders or ramps are required when trenches are 4 ft or more in depth.
5. 25 ft is the maximum distance a person can be from a ladder or ramp.
6. Ladders must be tied off.
7. Trench boxes must extend to the top of the excavation.
8. A trench shield must be within 2 ft of bottom of the trench.
9. Class B soils must be sloped or benched at 1:1.
10. Class C soils must be sloped 1.5:1.