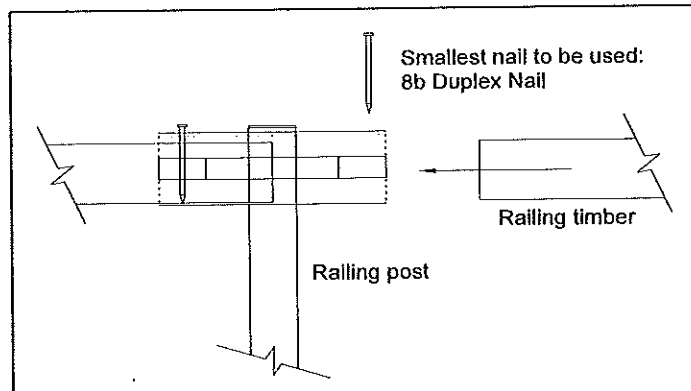
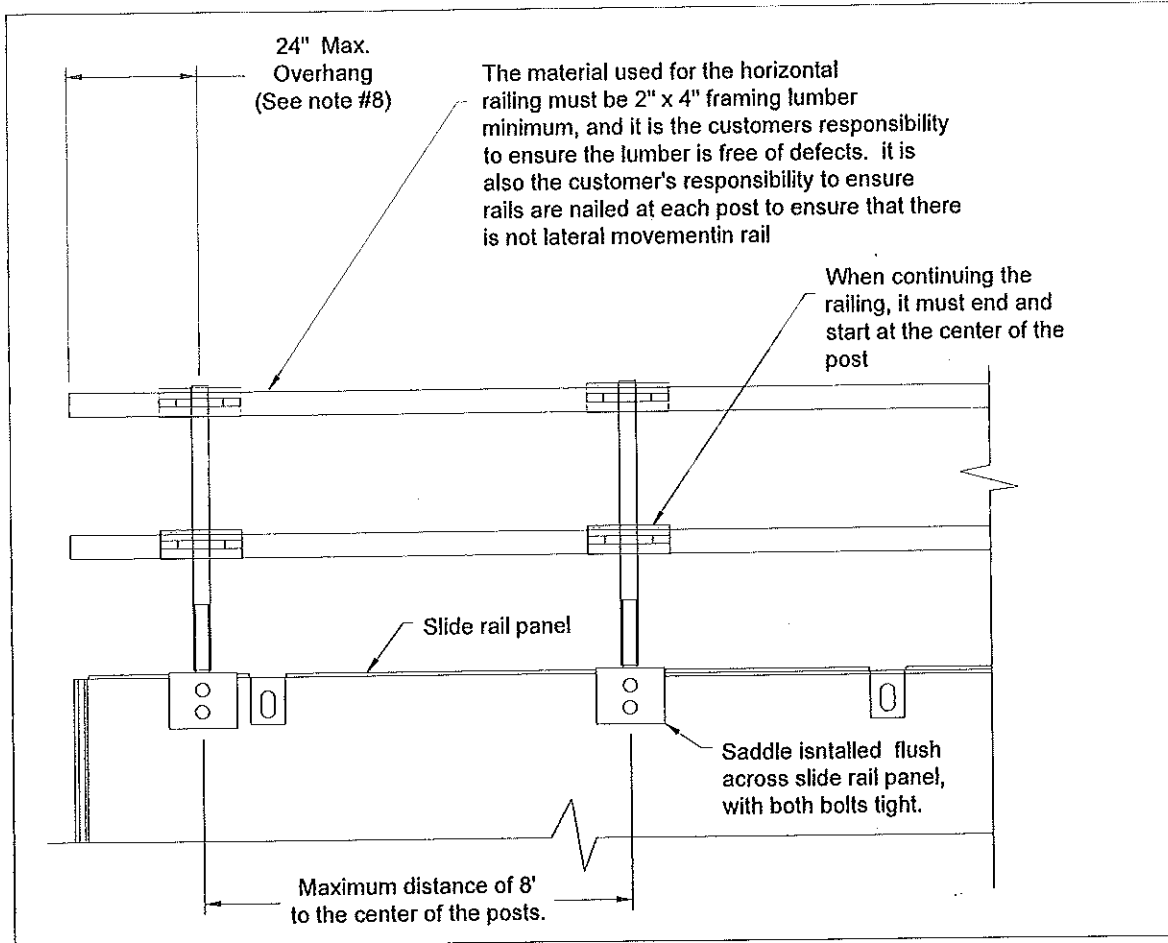




PANEL FENCE POST

A COPY OF THIS SHEET MUST ACCOMPANY GUARDRAIL SYSTEM AT EVERY JOB SITE



Usage of non certified Pro-Tec equipment could cause failures resulting in serious injury or death.

Phone (517) 541-0303 ~ 1-800-292-1225 ~ Fax (517) 541-0329

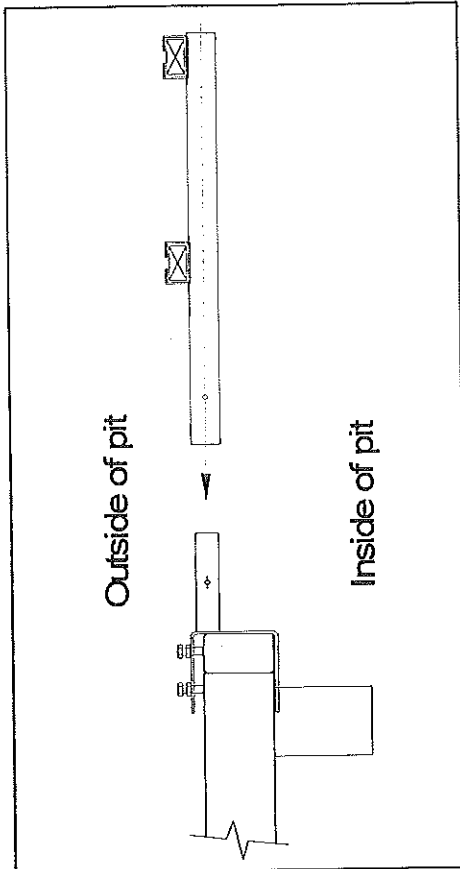
Mailing Address: P.O. Box 130 ~ Charlotte, MI 48813 ~ Shipping Address: 1298 Lipsey Drive ~ Charlotte, MI 48813



PANEL FENCE POST

A COPY OF THIS SHEET AND ATTACHED DIAGRAMS MUST ACCOMPANY GUARDRAIL SYSTEM AT EVERY JOB SITE

POST MODEL NO.	SADDLE MODEL NO.	SADDLE WIDTH	SLIDE RAIL THICKNESS
4"-PSP	RS-3	4"	3" to 4" MAX.



LIMITATIONS

- 1) Guardrails posts and saddles shall be certified Pro-Tec assemblies only, and are only approved for use on Pro-Tec slide rail system panels & trench shields with 4" and 6" walls. System must not be used on non Pro-Tec slide rail or on trench shields, and is invalid if done so.
- 2) Guardrails shall be installed with both anchor bolts tight, and saddle contacting inside face of panel evenly across entire surface area. Do not block or shim tight, contact manufacturer if saddle cannot be installed square and tight to panel.
- 3) Workers shall not attach fall protection devices, lanyards, horizontal lines, or other devices of any kind to guardrail system. System is not designed for support of these devices, and could result in serious injury or death if used.
- 4) No repairs or modifications without first being approved by manufacturer or registered professional engineer.
- 5) Guardrail system shall be used and installed and used in complete accordance with all federal, state, and local laws. Refer to Occupational Safety and Health Administration (OSHA) rules and regulations Subpart M Section 1926.502
- 6) Guardrail system shall be fully installed prior to shield placement, in excavation, otherwise, contractor to provide workers with independent osha compliant fall protection to allow them to construct guardrail system. Workers shall not be allowed to approach within 6' of excavation until guardrails are fully installed.
- 7) Contractor is fully responsible for protecting workers from all other hazards on job site, this tabulated data is to certify guardrail system only, and is not intended to outline other safety guidelines.
- 8) The ends of all top rails and mid rails shall not overhang the terminal posts, except where such overhang does not constitute a projection hazard.
- 9) When Guardrail system is used the slide rail panel it is attached to must be the outside top panel. The outside top panel must be at least 3-1/2" above the outside top grade of excavation and a max of 6".
- 10) (OSHA) requires a competent person must inspect Guardrail system daily or as needed throughout the shift to provide a safe working environment.
- 11) Please review and follow all installation instructions noted on backside of this sheet or page#2. If page back of this page is blank or page #2 is not available do not attempt to use the Guardrail system without instruction. Contact manufacturer for copy of instruction sheet.

Usage of non certified Pro-Tec equipment could cause failures resulting in serious injury or death.

Phone (517) 541-0303 ~ 1-800-292-1225 ~ Fax (517) 541-0329

Mailing Address: P.O. Box 130 ~ Charlotte, MI 48813 ~ Shipping Address: 1298 Lipsey Drive ~ Charlotte, MI 48813